

Datasheet: KR87 V2









Dimensions	16,5cm x 3,4 cm
Backlightable	Yes (all knobs are backlited) Also some parts of the text
Backlight Power Supply	12 volts (Powersupply not included)
Plug & Play	No (but Available)
Hardware Included	All buttons as on picture

SimBay

Datasheet: KR87 V2

Software connection compatibility:

PCB uses IDC connections to interface with a I/O board. Below stated plugins/addons can be used or not depending on their status.

FS20/24	P3D	XPlane	XPlane		FSX	P3D	XPlane
							
Fully compatible			Fully compatible		Fully compatible You need to write your own code		
FSX	P3D	XPlane	FSX		P3D	XPlane	
							
Fully compatible but still under development			All <u>inputs</u> can be connected via HID boards		Fully compatible		

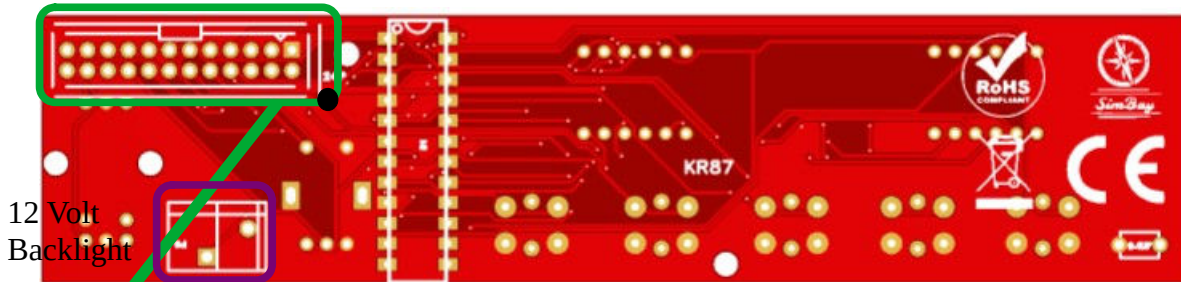
Fully compatible

compatible but with restrictions

Not compatible

Datasheet: KR87 V2

In case of PCB order wiring schematic



NAME	STATE	PIN	PIN	STATE	NAME
Upper Enc A	ON	1	2	ON	Upper Enc B
Down Enc A	ON	3	4	ON	POT Push
Down Enc B	ON	5	6	ON	-
Dual Enc SW	ON	7	8	ON	POT Signal
Load (CS)	ON	9	10	ON	SET/RST SW
Digital (DIN)	ON	11	12	ON	FLT/ET SW
VCC	ON	13	14	ON	FRQ SW
MAX7219 Signal (CLK)	ON	15	16	ON	BFO SW
LED FRQ	ON	17	18	ON	ADF SW
LED FLT	ON	19	20	ON	LED BFO
LED FQ	ON	21	22	ON	LED ADF
GND	ON	23	24	ON	LED ANT